

## Mid-Range Assault Nozzle with and without Pistol Grip

### STYLE 4863

Assault Nozzles combine quality stream performance at a variety of pressures with the simplicity of a fixed orifice. Quality stream performance at a variety of pressures, combined with a durable and simple design makes it an unbeatable value. Includes matching smooth bore flows at 50 psi (3.5 bar) of 161 and 185 gpm (609, 700 lpm). Flows from 95 - 200 gpm (115 - 750 lpm). 100, 75, 50 psi (7, 6, 3.5 bar) depending upon nozzle flow.

Find an Akron Brass distributor near you to learn about this fixed orifice fire hose nozzle.

Unless otherwise specified on purchase order, nozzle will be shipped with attached Pistol Grip

[Pair with a handline nozzle shutoff and ergonomic pistol grip. Choose from several "snap-on" grip and handle colors to help identify pre-connects and better manage inventory.](#)

### Features

Akron Assault Nozzles with pistol grip combine quality stream performance at a variety of pressures with the simplicity of a fixed orifice. It is one of the most versatile and easy to use nozzles in today's fire service. Quality stream performance at a variety of pressures, combined with a durable and simple design makes the Assault an unbeatable value.

The Assault fixed orifice fire hose nozzle provides:




- Better stream performance at pressures as low as 50 PSI
- Affordably priced
- Simplified nozzle training
- No recalibration required
- Low maintenance due to simple, durable design

Features:

- Improved handle with extra room for 1-3/4" hose
- New snap-on color clips for pistol grip and shutoff handle
- Tough, black nozzle body hard coat
- Pattern Identification
- Enhanced flow characteristics on 2 1/2" Assaults (deeper throat)



### Specifications

Style	4863
Certification(s)	 
Warranty	
Weight	4 lbs (1.9 kg)
Type	Fixed Orifice
Material	Pyrolite
Brand	Assault
Swivel Inlet	1 1/2", Optional 2 1/2" (38 mm, Optional 65 mm)
Length	9" (222 mm)
Flow (GPM)	95, 125, 150, 175, 200 @ 100 PSI -- 125, 150, 175, 200 @ 75 PSI -- 150, 161, 175, 185 @ 50 PSI
Flow (LPM)	360, 475, 550, 660, 750 @ 7 BAR -- 475, 550,

design)

- Larger easy to read labels
- Easy to operate (1/4 turn from straight stream to fog)
- Raised lug marks straight stream for limited visibility operations
- Easy to service & repair
- Meets European Standard
- Specify Pressure and Flow
- Compatible with Quick-Attack Foam Tube Style 796
- Replacement for style 4862 Assault nozzle
- Nozzle comes with removable Pistol Grip
- 1 1/2" (38 mm) full-time Swivel Inlet standard, Optional 2.5" Swivel, Storz, BIM or JIM fittings
- 9" (222 mm) long
- 4.25 lbs. (1.9 kg)

660, 750 @ 5 BAR --  
550, 610, 660, 700 @  
3.5 BAR

## Applications/Solutions

- Fire OEMs
- Firefighting - Airport (ARFF)
- Firefighting - Industrial
- Firefighting - Structural
- Firefighting - Wildland Forestry



# Mid-Range Assault Nozzle with and without Pistol Grip

STYLE 4863

